


# Unit 1

# IDEAS

## A FINDING A TOPIC

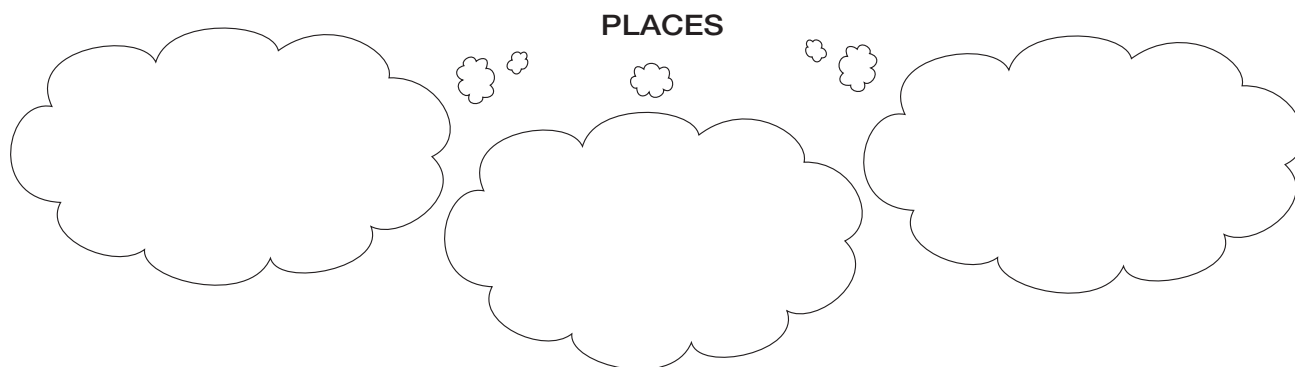
IDEAS are everywhere! Activities you do ... people you know ... places you go ... all these can give you IDEAS for writing. If you are given a broad topic, first think of as many IDEAS as you can. Then choose IDEAS that you would like to write about. Your writing will be more interesting with those IDEAS.

**EXAMPLE** Do you want to write about animals? Think of IDEAS about them.



## YOUR TURN

Think of "PLACES" you know. Write down the first 3 IDEAS you have.



**• EXERCISE**

**1** Look at the picture below and answer the questions using your own ideas.



**a.** List some things you see in the picture.

---



---

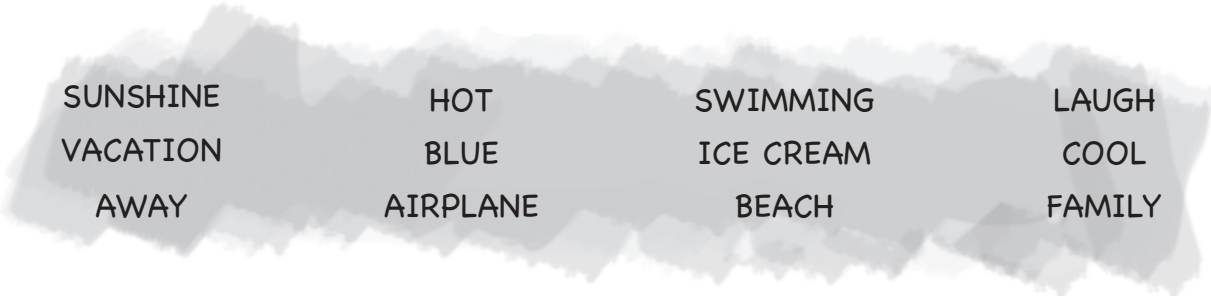
**b.** What are the people doing?

---



---

**2** These are some ideas about “SUMMER.” List your favorite ideas.




---



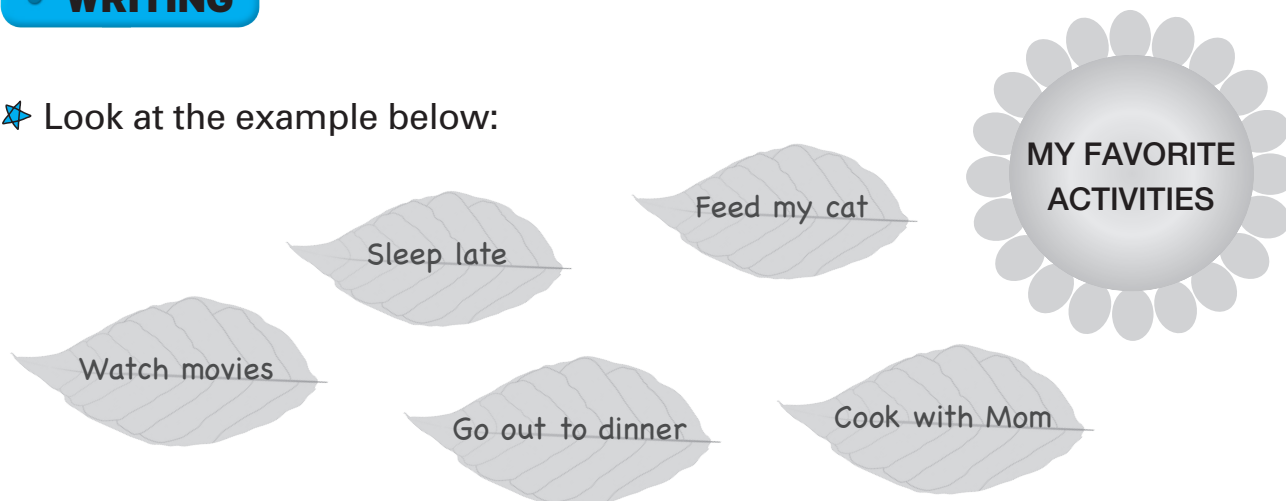
---

**3** What ideas come to mind when you look at these topics? List them.

Foods	Fun	People


## • WRITING

★ Look at the example below:



I like to watch movies, sleep late, feed my cat, cook with Mom, and go out to  
dinner. Among these things, I like to sleep late the most.

★ Think about your toys. First fill in as many ideas as you can. Then write about them in the sentences below.



I like the \_\_\_\_\_.

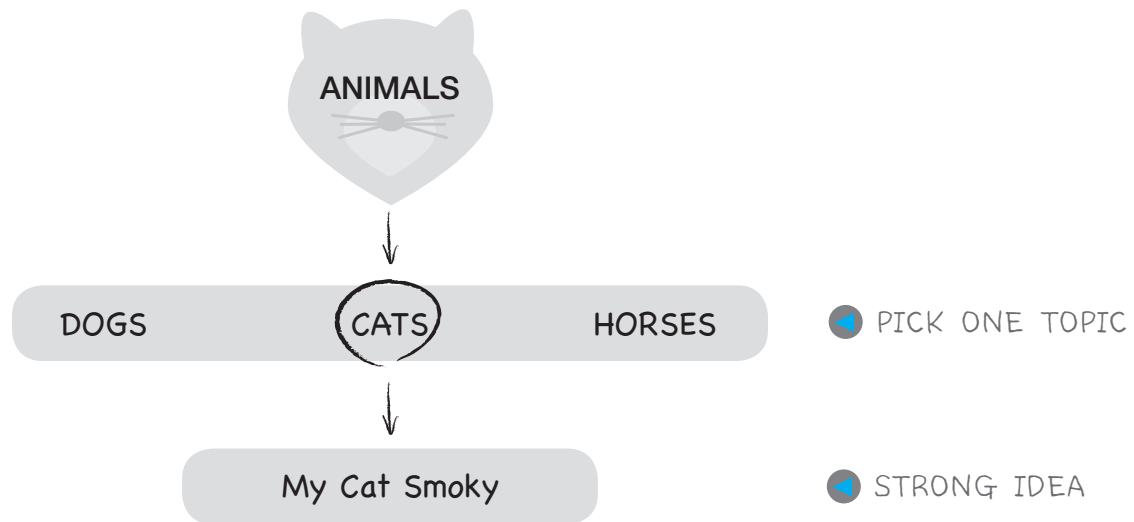
Among these toys, I like \_\_\_\_\_ the most.

## B FOCUSING THE TOPIC

Sometimes a topic is too big. You cannot write all about it. You need to focus on a **STRONG IDEA**. To find a **STRONG IDEA**:

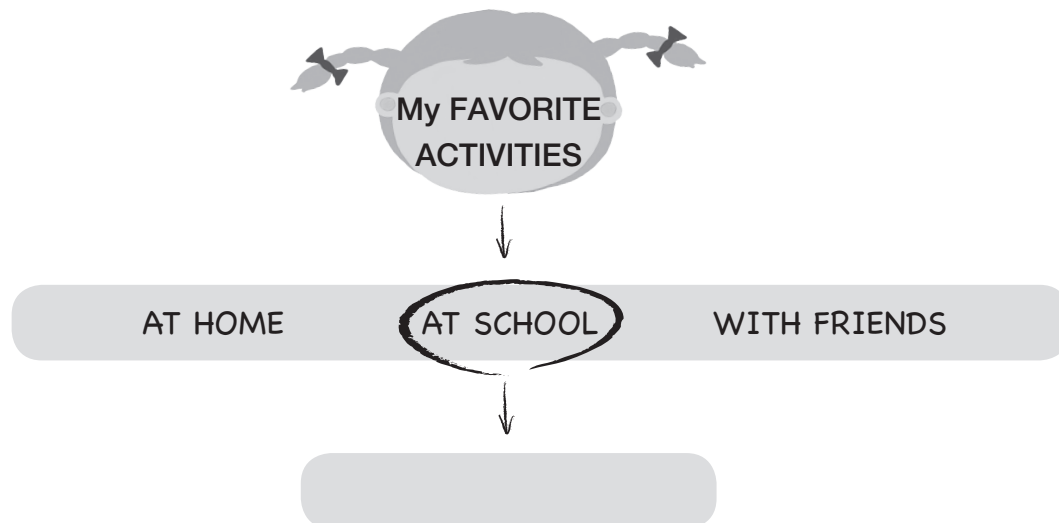
- pick a topic you know a lot about.
- make it small enough to write all about it.
- make sure it will be interesting for your audience to read.

**EXAMPLE** Here we start with a big topic and make it into a **STRONG IDEA**.




### YOUR TURN

Then think of your favorite activities and decide on a **STRONG IDEA**.



## • EXERCISE

**1** What would you enjoy doing on your next birthday? Think of 3 choices.



**2** Do you listen to music, sing, or play an instrument? What are your favorite kinds of music?



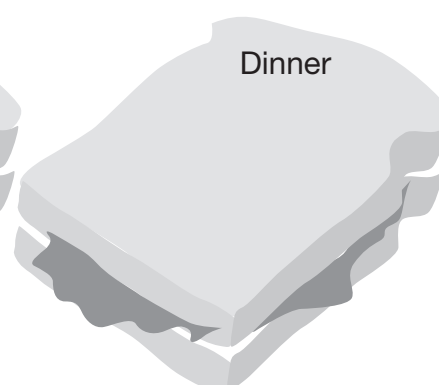
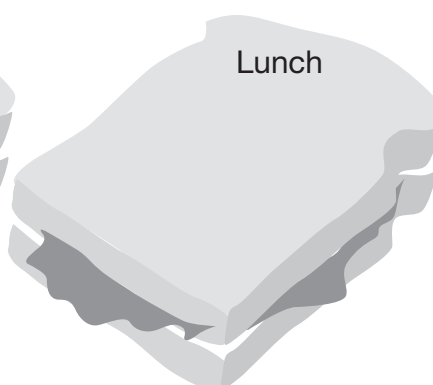
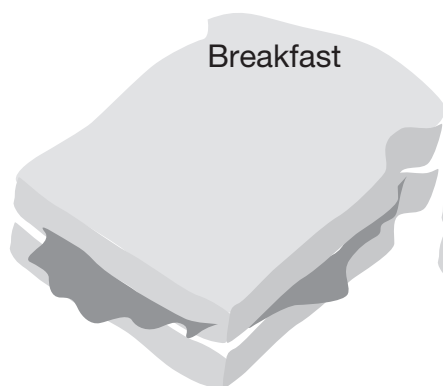
🎵 Listen to: \_\_\_\_\_

🎵 Sing: \_\_\_\_\_

🎵 Play: \_\_\_\_\_

**3** Look at the ideas below. What words come to mind? List them.


### FAVORITE FOODS



• Which is your most favorite? \_\_\_\_\_

• **WRITING**

✧ Think about TV shows you like. List a few of them.



✧ Which of these TV shows is your favorite? And why do you like it?

<p>Title: Teletubbies</p> <p>Why: Four colorful Teletubbies are all cute!</p>	<p>Title:</p> <p>Why:</p>
---	---------------------------

✧ Use your ideas to write below.

Some of my favorite TV shows are \_\_\_\_\_,

\_\_\_\_\_, \_\_\_\_\_, and \_\_\_\_\_.

The one I like best is \_\_\_\_\_.

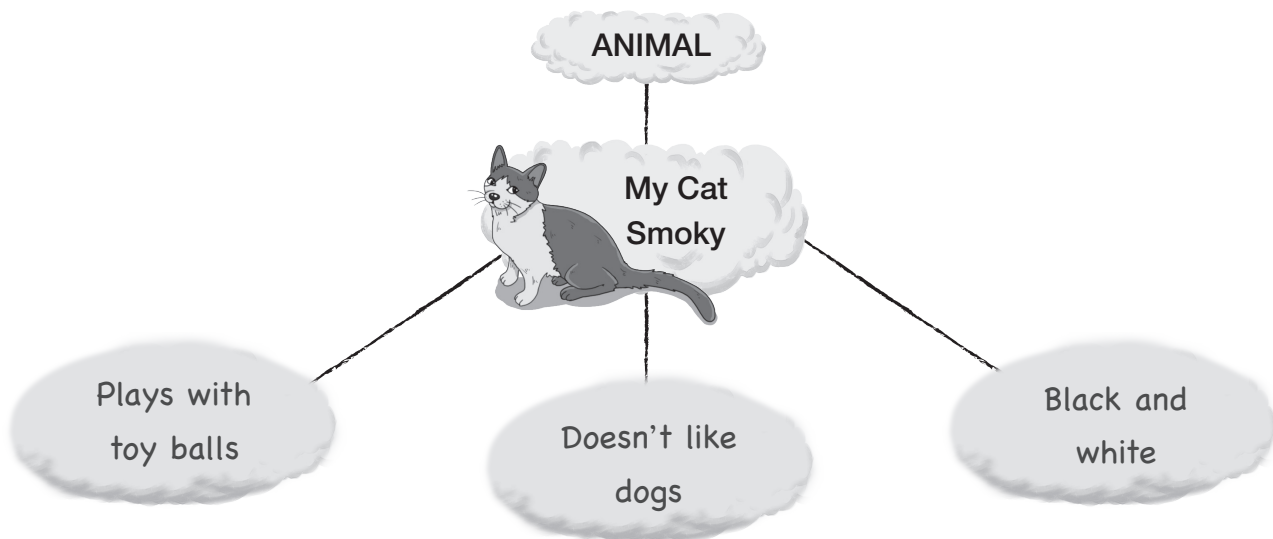
That's because \_\_\_\_\_.

## C DEVELOPING THE TOPIC

Did you find a **STRONG IDEA**? Next, decide what you want to write about it. Ask yourself:

- What do you know about this topic?
- What are the most important facts?
- What will your readers find interesting?

**EXAMPLE** Here we start with a **STRONG IDEA**, “My Cat Smoky.”




**YOUR TURN** Write the name of your favorite food. Then think of 3 **IDEAS** about it.




• **EXERCISE**

**1** Think of your best friend. Write 3 things you know about him or her.



My Friend:



He/She is cute.

• What do you like most about him/her? \_\_\_\_\_

**2** What is your favorite class at school? Write 3 things you like about it.



My Favorite Class: \_\_\_\_\_



• What is most important about it? \_\_\_\_\_



## • WRITING

✧ Think of 3 activities you enjoy with your friends.



Choose one that you enjoy the most. Then tell 3 things about it.

A large, light gray oval is positioned above three empty rectangular boxes. Each box has a dotted border and a small corner folded over at the bottom right. An arrow points from the oval to each of the three boxes, indicating where to write the chosen activity and its details.

✧ Use your ideas to write below.

A writing area designed to look like a notepad with a spiral binding on the left side. It contains the following text and lines for writing:

I enjoy doing many activities with my friends. Some of them are \_\_\_\_\_, \_\_\_\_\_, and \_\_\_\_\_.

\_\_\_\_\_ . I think I enjoy \_\_\_\_\_ the most.

It is \_\_\_\_\_ . \_\_\_\_\_ .

\_\_\_\_\_ .



## ADDING DETAILS TO THE TOPIC

DETAILS make your writing come alive. More information will create vivid pictures in your reader's mind. Use your memories, imagination and other sources of information for DETAILS. Make sure your DETAILS are important to your main topic.

### EXAMPLE "I went for a walk."

This sentence doesn't tell us very much. We want to know the DETAILS!



**Where?** I went for a walk **in the woods**.

**When?** **Last night**, I went for a walk in the woods.

**With whom?** Last night, I went for a walk in the woods **with my dog Goofy**.



### YOUR TURN

Fill in the blanks and add some details to the sentence below.



I went on a trip.

**Where?**

I went on a trip to \_\_\_\_\_.

**With whom?**

**My parents and I** went on a trip.

**When?**

We went on a trip **last summer**.

**Fun activities?**

We saw \_\_\_\_\_.

## • EXERCISE

- 1 Look at the sentence below. Then add some details from your own memories or imagination.

“The clown arrived.”



Where and why?

What did he look like?

What did he do?

- 2 Imagine that a scary storm came last night. Add details about the storm.



“The storm was scary last night.”



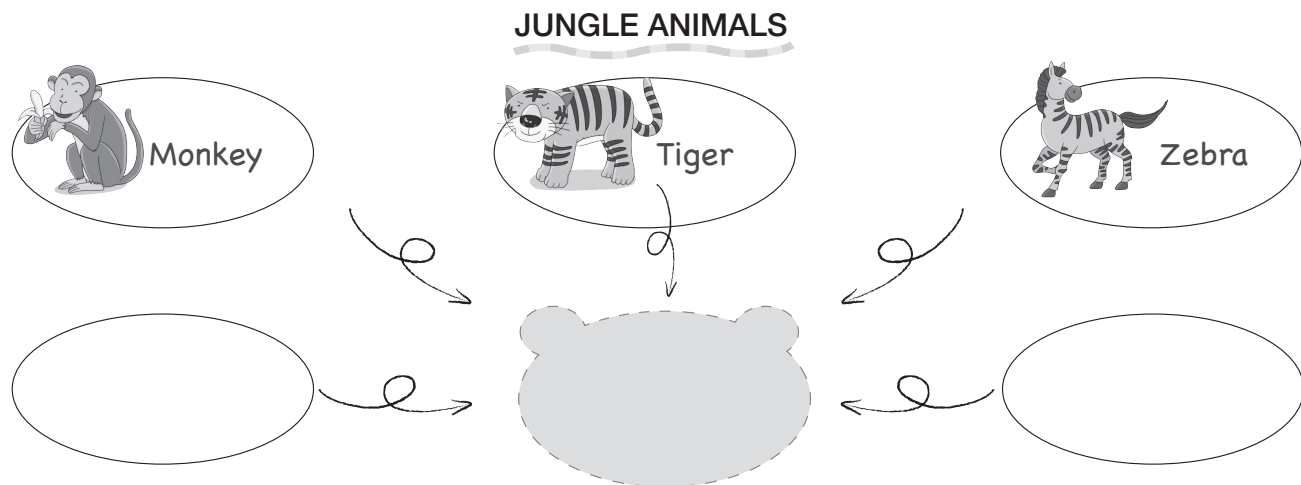
What did you see and hear?

What did you do?

What happened next?

## • WRITING

✧ Think of 2 more jungle animals and choose a strong idea for your topic.



• What is most interesting about this animals? \_\_\_\_\_

✧ Next, write down what you know about this animal.

Looks like:	Eats:	Does:
		

✧ Use your ideas to write below.

**My Favorite Jungle Animal**

My favorite jungle animal is the \_\_\_\_\_ because \_\_\_\_\_

\_\_\_\_\_. This animal is \_\_\_\_\_.

\_\_\_\_\_.

\_\_\_\_\_.