

TEPS ^{750점} 을 향한 파워 스텝

STEP TEPS

expert

문법
·
어휘 편

STEPTEPS expert 문법·어휘편

지은이 링구아포럼 리서치센터 TEPS 연구팀
선임연구원 서정아
연구원 신현겸
감수 안성용, Brantley Smith, Will Winchester, Jamie Marr
본문디자인 박경진
표지디자인 구수연
편집인 최선주
발행인 이길호
발행처 링구아포럼

2판 1쇄 2010. 6. 3

교재문의 02) 3480-6627

대표전화 02) 3480-6614

등록번호 제2000-000335호

등록일자 2000. 5. 17

ISBN 978-89-5563-587-4 (94740)

가격 19,500원

Copyright © 2010 by LinguaForum, Inc.

No unauthorized photocopying.

All rights reserved. No part of this book may be reproduced or transmitted in any form or by any means, electronic or mechanical, including photocopying, recording, or any other information storage and retrieval system without the written permission of the publisher.

이 책은 링구아포럼이 독창적으로 개발하였습니다. 이 책의 내용, 사진 등 일부 혹은 전체 내용을 어떠한 방법으로도 무단 복사, 복제, 전제하는 것은 저작권법에 의해 금지되어 있습니다.

Printed in the Republic of Korea

R/NICRTSeGVG): 05141030KB 06031040KB

Preface / 머리말 /


TEPS는 이제 공공연히 TOEIC, TOEFL과 함께 한국의 대표적인 영어인증시험 중 하나로 자리매김하였습니다. 하지만 단기간에 집중적으로 공부하여 좋은 성적을 얻을 수 있는 다른 시험들과는 달리 TEPS는 쉽게 고득점대로 올라서기 어렵다고 인식되고 있습니다. 한국에서 제작된 시험임에도 불구하고 한국인들이 어렵다고 느끼는 이유는 무엇일까요? 그 이유는 바로, TEPS가 현대 한국인의 영어 사용에서 드러나는 맹점들을 주로 평가하고 있으며, 이는 단기간의 학습으로 극복할 수 없기 때문입니다. 대부분 중고등학교 영어 교육과정에서 배운 내용들이지만 TEPS는 상황과 문맥에 맞는 보다 실용적인 영어 사용 능력을 평가합니다. 따라서 제대로 영어를 공부해 온 사람이라면 누구나 절반 이상의 점수를 얻지만, 중상위권(700~800점대)에 진입하려면 남다른 노력이 필요합니다.

“나는 영어에 기본기는 있는데, 왜 800점을 넘지 못할까?” 하고 의문을 가지는 사람들이 많습니다. 앞서 언급했듯이, TEPS 시험에는 기본적인 영어 지식을 넘어서 문맥과 상황, 뉘앙스, 관용적인 표현, 네이티브의 의사소통 방식 등, 우리가 막연히는 알고 있지만 구체적으로 접할 기회가 없어 어렵다고만 생각해왔던 부분들이 많이 출제됩니다. 그러므로 기본기를 익히고 난 다음에는 매번 시험을 치르면서 자신이 이러한 영역 중 어떤 부분에 취약한가를 분석하고, 그 부분을 집중적으로 보충해 나가는 학습이 이어져야 합니다. 뿐만 아니라, TEPS는 시간과의 싸움이므로 주어진 시간 내에 모든 문제를 풀지 못하면 결코 고득점으로 이어질 수 없습니다. 따라서 자신에게 맞는 바람직한 시간 관리 전략을 세워 전 영역을 훈련하는 것도 게을리해서는 안 됩니다.

링구아포럼의 STEP TEPS expert 시리즈에서는 TEPS 중상위권에 진입하기 위해 노력하는 학습자들을 위해 다양한 학습 방법과 시험 전략을 제시합니다. 단순히 많은 양의 문제와 해설을 제공하는 것에서 벗어나, 머릿속에 있던 막연한 지식들을 일목요연하게 제시하고 자신에게 취약한 부분을 어떤 방법으로 보충해야 하는지에 대한 분명한 해답을 제공합니다. ‘노력하면 이루지 못할 일이 없다’는 말처럼 탄탄한 기본기에 남다른 전략과 충분한 훈련이 뒷받침된다면 더 높은 점수대를 향해 발돋움할 수 있을 것입니다.

Structure / 이 책의 구성과 특징 /


Preview Test




학습자의 실력을 측정하고, 그에 맞는 효과적 학습을 하기 위한 진단고사용 Preview Test를 제공하였다. 또한 Preview Test 활용 표를 함께 제시해 개인별 취약점을 스스로 분석하고 이를 결과로 집중적 학습을 할 수 있게 하였다.

Grammar 기본기 다지기 & 출제포인트

- 각 Unit을 학습하기 전에 해당 Unit의 기본 문법 사항을 체크할 수 있도록 별도로 정리해 본문에서 보다 집중적인 학습이 이뤄지도록 하였다.
- TEPS 최신 기출 문법을 포인트 별로 제시하고 중급학습자들이 혼동하기 쉬운 부분은 특히 강조하여 실전에 대비할 수 있도록 하였다.



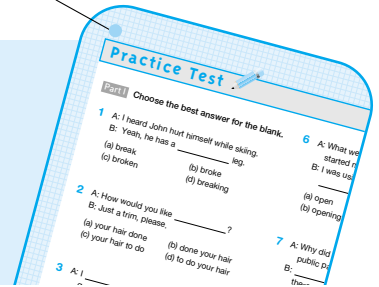
Vocabulary 출제 경향 & Word List




- TEPS 출제 경향을 한눈에 알아볼 수 있도록 도표로 나타내 제시한 뒤 예시 문항을 풀어봄으로써 실전 경향을 파악할 수 있도록 하였다.
- Word List에 단순히 단어만 나열하는 것이 아니라 연어(collocation)와 숙어(idiom)를 함께 공부하도록 하여 효과적인 어휘 학습이 가능하도록 하였다.

Check Up / Exercise / Practice Test

페이지마다 학습 내용을 바로 확인하는 Check Up → 해당 Unit을 빠르게 복습하는 Exercise → 실전 유형을 익히는 Practice Test의 3단계로 학습 내용을 빈틈없이 반복 학습할 수 있도록 하였다.



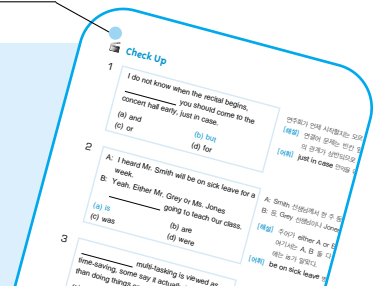
Actual Test



각 섹션의 마지막 부분에서 full-set 2회에 해당하는 실전 모의고사를 제공하였다. 모든 학습을 마친 후 자신의 실력이 얼마나 향상되었는지 점검할 수 있고, 최신 출제 경향을 완벽히 반영하여 실전 감각을 기를 수 있게 하였다.

정답 및 해설

문제의 정답과 상세한 해설을 실었음 뿐만 아니라, 지문의 내용을 해설서에 실어 틀린 문제가 있을 경우 해설서만 보고도 이해할 수 있도록 편리하게 구성하였다.



Contents

/ 목 차 /

Preview Test	13
--------------	----

Section A	Grammar	22
------------------	----------------	----

Chapter 1.	Unit 1 동사의 종류	24
동사	Unit 2 동사의 시제	32
	Unit 3 수동태	40
	Unit 4 조동사	48
	Unit 5 가정법	56

Chapter 2.	Unit 1 부정사와 동명사	64
준동사	Unit 2 분사와 분사구문	72

Chapter 3.	Unit 1 명사, 관사	80
품사	Unit 2 대명사	90
	Unit 3 형용사, 부사, 비교	100
	Unit 4 전치사	110

Chapter 4.	Unit 1 접속사	118
접속사와 절	Unit 2 관계사	126

Chapter 5.	Unit 1 어순, 수 일치	134
어순과 특수구문	Unit 2 도치, 생략, 강조	142

Actual Test 1	151
---------------	-----

Actual Test 2	159
---------------	-----



Section B	Vocabulary	166
Chapter 1.	Unit 1 기본 어휘	169
동사	Unit 2 고급 어휘	175
Chapter 2.	Unit 1 기본 어휘	183
명사	Unit 2 고급 어휘	189
Chapter 3.	Unit 1 기본 어휘	197
형용사와 부사	Unit 2 고급 어휘	203
Chapter 4.	Unit 1 동사 + 명사	211
연어 (Collocation)	Unit 2 형용사/명사 + 명사	217
Chapter 5.	Unit 1 2어 동사	225
관용적 표현	Unit 2 숙어 (Idiom)	231
Chapter 6.	Unit 1 의미 혼동 어휘	239
혼동 어휘	Unit 2 형태 혼동 어휘	245
Actual Test 1		253
Actual Test 2		261

About TEPS / 텡 스 의 개 요 /

TEPS (Test of English Proficiency developed by Seoul National University)는 서울대학교에서 개발되고 텡스관리위원회에 의해 시행되는 공인인증 영어시험입니다. 매월 실시되며 응시자들의 취업, 입학 등을 위한 영어 능력 측정에 있어 귀중한 평가 자료가 됩니다.

시험은 네 개의 영역(청취, 문법, 어휘, 독해)으로 구성되며, 총 200문항으로 990점 만점입니다. 각 영역마다 엄격한 제한 시간이 있으며, 세부 사항은 다음과 같습니다.

영역	Part별 내용	문항수	시간/배점
청취 Listening Comprehension	Part I: 문장 하나를 듣고 이어질 대화 고르기	15	55분 / 400점
	Part II: 3문장의 대화를 듣고 이어질 대화 고르기	15	
	Part III: 6-8문장의 대화를 듣고 질문에 해당하는 답 고르기	15	
	Part IV: 담화문의 내용을 듣고 질문에 해당하는 답 고르기	15	
문법 Grammar	Part I: 대화문의 빈칸에 적절한 표현을 고르기	20	25분 / 100점
	Part II: 문장의 빈칸에 적절한 표현을 고르기	20	
	Part III: 대화에서 어법상 틀리거나 어색한 부분 고르기	5	
	Part IV: 문단에서 문법상 틀리거나 어색한 부분 고르기	5	
어휘 Vocabulary	Part I: 대화문의 빈칸에 적절한 단어 고르기	25	15분 / 100점
	Part II: 단문의 빈칸에 적절한 단어 고르기	25	
독해 Reading Comprehension	Part I: 지문을 읽고 질문의 빈칸에 들어갈 내용 고르기	16	45분 / 400점
	Part II: 지문을 읽고 질문에 가장 적절한 내용 고르기	21	
	Part III: 지문을 읽고 문맥상 어색한 내용 고르기	3	
총 계	13개 Parts	200	140분 / 990점

* IRC (Item Response Theory)에 의하여 최고점이 990점, 최저점이 10점으로 조정됨.

▶ TEPS 등급표

등급	점수	능력검정기준 (Description)
1*급 Level 1*	901-990	외국인으로서 최상급 수준의 의사소통능력: 교양있는 원어민에 버금가는 정도로 의사 소통이 가능하고 전문분야 업무에 대처할 수 있음. (Native Level of Communicative Competence)
1급 Level I	801-900	외국인으로서 거의 최상급 수준의 의사소통능력: 단기간 집중 교육을 받으면 대부분의 의사소통이 가능하고 전문분야 업무에 별 무리없이 대처할 수 있음. (Near-Native Level of Communicative Competence)
2*급 Level 2*	701-800	외국인으로서 상급 수준의 의사소통능력: 단기간 집중 교육을 받으면 일반분야 업무를 큰 어려움 없이 수행할 수 있음. (Advanced Level of Communicative Competence)
2급 Level 2	601-700	외국인으로서 중상급 수준의 의사소통능력: 중장기간 집중 교육을 받으면 일반분야 업무를 큰 어려움 없이 수행할 수 있음. (High Intermediate Level of Communicative Competence)
3*급 Level 3*	501-600	외국인으로서 중급 수준의 의사소통능력: 중장기간 집중 교육을 받으면 한정된 분야의 업무를 큰 어려움 없이 수행할 수 있음. (Mid Intermediate Level of Communicative Competence)
3급 Level 3	401-500	외국인으로서 중하급 수준의 의사소통능력: 중장기간 집중 교육을 받으면 한정된 분야의 업무를 다소 미흡하지만 큰 지장 없이 수행할 수 있음. (Low Intermediate Level of Communicative Competence)
4*급 Level 4*	301-400 201-300	외국인으로서 하급 수준의 의사소통능력: 장기간의 집중 교육을 받으면 한정된 분야의 업무를 대체로 어렵게 수행할 수 있음. (Novice Level of Communicative Competence)
5*급 Level 5*	101-200 10-100	외국인으로서 최하급 수준의 의사소통능력: 단편적인 지식만을 갖추고 있어 의사소통이 거의 불가능함. (Near-Zero Level of Communicative Competence)

Grammar in TEPS (50문항/25분)

TEPS 문법 영역은 Part I~Part IV, 네 가지 유형으로 구성되며 총 배점은 100점이다. 유형별 문제 수와 특징은 다음과 같다.

Part I - 20문항

A, B 두 사람의 짧은 대화 중에 들어갈 적절한 표현을 고르는 유형이다. 구어체의 형식으로 문법 표현력과 문맥 이해도를 평가한다.

Choose the best answer for the blank.

A: Do you know if Brad is studying now?

B: Well, when I saw him in his room, he _____ the TV.

- (a) watches (b) is watching
(c) **was watching** (d) will watch

Part II - 20문항

문장 속의 빈칸을 채우는 문제로 문어체의 특징을 다룬다. 문법 자체에 대한 이해도는 물론 구문 파악도 능력도 중요하다.

Choose the best answer for the blank.

The detective stated that the woman _____ to the police if she had been in the spot.

- (a) reports (b) can report
(c) could report (d) **could have reported**

Part III - 5문항

대화문에서 어법상 틀리거나 어색한 부분이 있는 문장을 고르는 유형이다. 문법 지식뿐 아니라, 정확한 구문 파악력, 상황에 따른 회화의 특징을 이해하는 능력도 필요하다.

Identify the option that contains an awkward expression or an error in grammar.

- (a) **A: My younger brother was driven me crazy last night.**
(b) B: Did he do anything wrong? I thought he was a good boy.
(c) A: He spilt water in my drawer and didn't clean it up.
(d) B: You might have done something to him beforehand.

Part IV - 5문항

주제에 대한 한 문단의 글에서 문법적으로 틀리거나 어색한 문장을 고르는 유형이다. 짧은 시간 내에 틀린 부분을 정확하게 파악해야 하므로 문법 지식뿐만 아니라 속독 능력도 중요하다.

Identify the option that contains an awkward expression or an error in grammar.

- (a) **Elephants, the largest land animals, once have various species.** (b) Most species became extinct after the last ice age. (c) However, the Mammoths, the dwarf forms of these elephants, survived as late as 2,000 BC. (d) They are close relatives of modern elephants.

Vocabulary in TEPS (50문항/15분)

TEPS 어휘 영역은 구어체의 Part I과 문어체의 Part II로 구성되며, 총 배점은 100점이다. 유형별 문제 수와 특징은 다음과 같다.

Part I - 25문항

A와 B의 대화 중 빈칸에 가장 적절한 어휘를 넣어야 한다. 어휘의 단편적 의미보다는 대화의 흐름에 맞는 상대적인 의미를 중요시한다.

Choose the best answer for the blank.

A: Cash or _____?

B: I'll put it on my credit card.

- (a) bill
- (b) money
- (c) value
- (d) charge

Part II - 25문항

문장의 빈칸에 가장 적절한 어휘를 넣는 25문항으로 구성되어 있다. Part I과 마찬가지로 문맥을 근거로 하여 어휘의 상대적인 의미를 알고 있는지 평가한다. 하나의 의미 구로 어휘를 학습하는 것이 제한된 시간 안에 문제를 정확히 푸는 데 효과적이다.

Choose the best answer for the blank.

No public official is likely to change his or her _____ on high taxes.

- (a) tune
- (b) mind
- (c) sense
- (d) attention

Preview Test

GRAMMAR & VOCABULARY

DIRECTIONS

This preview test assesses your grammar and vocabulary skills. Before you study each section of this book, the test result will provide comprehensive information about your current proficiency in these two areas. In the grammar session, you will have 12 minutes to complete 24 questions. In the vocabulary session, you will have 7 minutes to complete 24 questions. Be sure to follow the directions given on the sheets.

GRAMMAR 문법편

Part I Questions 1-10

Choose the best answer for the blank.

1. A: Why are you so late?
B: Sorry, my boss called while I _____.
(a) left
(b) am leaving
(c) was leaving
(d) have been left
2. A: You should look for a job that gives you weekends off.
B: Yeah, _____ Saturdays is not easy.
(a) work
(b) working
(c) worked
(d) works
3. A: How can I get to the soccer stadium from here?
B: Take _____.
(a) the Highway 401
(b) a Highway 401
(c) an Highway 401
(d) Highway 401
4. A: Can I borrow your car this weekend?
B: You _____ me notice in advance.
(a) must give
(b) would give
(c) might have given
(d) should have given
5. A: Which day should we meet, Monday or Tuesday?
B: _____ would be fine with me.
(a) One
(b) Each
(c) Either
(d) Some
6. A: I bought the airline tickets for Japan.
B: Really? Oh, I'm _____ excited.
(a) too
(b) very
(c) only
(d) well
7. A: As an English teacher, what is the hardest part of your job?
B: It's having _____.
(a) so much poor writing to correct
(b) poor writing so much to correct
(c) to correct poor writing so much
(d) so poor writing to much correct
8. A: Don't forget; breakfast is served _____ 7 am sharp.
B: Okay. I guess I'll have to wake up early, then.
(a) in
(b) at
(c) on
(d) for

9. A: What channel broadcast the Olympic games?
B: SBS is _____.
(a) they are on the only channel
(b) the only channel they are on
(c) the channel they are on the only
(d) the only they are on the channel

10. A: Those two are so much alike!
B: I know. It's _____.
(a) pretty hard to tell them apart
(b) pretty hard to tell apart them
(c) hard tell to them apart pretty
(d) hard to tell them pretty apart

Part II Questions 11–20

Choose the best answer for the blank.

11. Having his foot _____ on next week, Aron won't be able to play football for the time being.
(a) operate
(b) operated
(c) operating
(d) to operate
12. Kathy _____ two weeks off from work after injuring her back.
(a) gave
(b) is given
(c) was given
(d) was giving
13. _____ he wanted to attend the recital, he was unable to because of a work commitment.
(a) If
(b) Since
(c) Despite
(d) Although
14. The wallpaper in my room is striped, _____ the ceiling appear taller than it actually is.
(a) make
(b) to make
(c) making
(d) having made

15. A catering company prepares food and drinks for social events, and then delivers the meals to wherever _____.
(a) it served the customer wants
(b) it wants served the customer
(c) the customer it wants served
(d) the customer wants it served
16. It was not until I saw his face _____ he was my father's best friend.
(a) that I realized
(b) did I realize that
(c) that realized me
(d) I that realized
17. Charlene tried to remember _____ of the bank tellers helped her open a savings account last week.
(a) that
(b) who
(c) which
(d) what
18. If we moved the couch to the other side of the room, we _____ room for the coffee table.
(a) will have
(b) have
(c) would have
(d) would have had

19. Visitors to London can look forward to _____ Buckingham Palace, London Tower, and the Piccadilly Circus.
- (a) see
 - (b) seen
 - (c) seeing
 - (d) being seen

20. The Danakil desert, in northern Ethiopia, is the hottest part of the world, with temperatures reaching _____ as 50 degrees Celsius.
- (a) higher
 - (b) as highly
 - (c) very highly
 - (d) as high

Part III Questions 21–22

Identify the option that contains an awkward expression or an error in grammar.

21. (a) A: Did you enjoy the play?
 (b) B: Well, frankly, I found it quite perplexed.
 (c) A: Why is that?
 (d) B: Well, I couldn't understand why the main character was so unhappy.

22. (a) A: Has your daughter gotten over the breakup of her marriage?
 (b) B: Not yet, but she is going to start seeing counselor next week.
 (c) A: I think that will help her feel better.
 (d) B: Well, I certainly hope so.

Part IV Questions 23–24

Identify the option that contains an awkward expression or an error in grammar.

23. (a) Disulfiram is a drug that has been used successfully to treat alcoholism. (b) After taking disulfiram, the body is unable to break down the alcohol, resulting in unpleasant side effects. (c) Thus, if a person will decide to have a drink, he or she will not be able to enjoy the alcohol. (d) Instead, the person will begin to feel tired, nauseous, and weak.

24. (a) Social insects are among the most diverse organisms on earth. (b) They live in complicated hierarchical societies. (c) Social insects such as bees construct elaborate hives which the insects thrive. (d) Each bee living in the hive has a specific task, and they all work together to bring a sense of order to their world.

VOCABULARY 어휘편

Part I Questions 1-12

Choose the best answer for the blank.

1. A: Can I speak to Mr. James?
B: Hold on, please. I'll _____ your call.
(a) turn
(b) receive
(c) change
(d) transfer
2. A: I don't want to _____ in Professor Lee's class.
B: Me, neither. He's too demanding.
(a) drop
(b) book
(c) enroll
(d) administer
3. A: I think the odds are against you.
B: I know, but I'll _____ a risk.
(a) run
(b) meet
(c) take
(d) keep
4. A: Thanks for your kind _____.
B: Don't mention it. Please feel free to visit us at any time.
(a) pleasure
(b) hospitality
(c) condolence
(d) adaptation
5. A: Did you _____ your brother?
B: Not yet. He's still angry with me.
(a) look up to
(b) get down to
(c) come up with
(d) make up with
6. A: Can Peter join us tomorrow?
B: I don't think so. He's been tied up with a pretty _____ schedule.
(a) hectic
(b) tense
(c) loose
(d) flexible
7. A: How can I help you, ma'am?
B: I'd like to know about the rooms and _____ at your hotel.
(a) fees
(b) payments
(c) rates
(d) wages
8. A: Joe's restaurant has been shut down because of dirty kitchens.
B: The place always had _____ issues.
(a) dietary
(b) hygiene
(c) gratuity
(d) recipe

9. A: I couldn't make time to study today. I had to practice the piano.
B: You should _____ for it tonight.
The final exam is just around the corner.
(a) submit
(b) promote
(c) substitute
(d) compensate
10. A: Did you hear Jack got married last week?
B: Yeah, it was completely _____.
He used to say he'd never get married.
(a) out of the blue
(b) out of this world
(c) out of the woods
(d) out of the question

11. A: Wow! You have tons of books.
B: They're my sister's. She's a(n) _____ reader.
(a) avid
(b) adroit
(c) impetuous
(d) gregarious
12. A: I think someone has _____ my signature.
B: What? Isn't this yours?
(a) forged
(b) infringed
(c) plagiarized
(d) transgressed

Part II Questions 13–24

Choose the best answer for the blank.

13. Philadelphia was the first major US city to _____ a local income tax.
(a) occupy
(b) impose
(c) embark
(d) conduct
14. The Job Search Engine provides job seekers with the latest job _____ and information on how to apply.
(a) seats
(b) blanks
(c) values
(d) openings
15. Many critics were _____ towards the artist, saying that she is nothing but a mimic.
(a) alert
(b) friendly
(c) hostile
(d) humble
16. _____ of ancient Greece such as architecture and philosophy remain widely influential in the modern world.
(a) Heirs
(b) Displays
(c) Legacies
(d) Contents

17. Having been _____ as a little girl, Katie did not recall her birth parents' faces or names.
(a) adopted
(b) adapted
(c) admired
(d) admitted
18. George was a _____ smoker, but he finally broke the habit with the help of his family.
(a) lame
(b) close
(c) heavy
(d) lethal
19. Students tend to observe disciplines that are neither too strict nor too _____.
(a) valid
(b) lenient
(c) rigorous
(d) cumulative
20. During the economic recession, inflation and unemployment soared _____.
(a) slightly
(b) dramatically
(c) adequately
(d) miraculously
21. After two days, the dead animal began to _____, giving off some ghastly smells.
(a) trigger
(b) collapse
(c) evaporate
(d) decompose
22. He was _____ not to indulge in fatty food and alcohol, which could be detrimental to his health.
(a) assuaged
(b) impeached
(c) admonished
(d) procrastinated
23. The three main political parties failed to reach a(n) _____ on the bill, with most opponents sticking to their stated positions.
(a) petition
(b) consensus
(c) allegation
(d) compliance
24. Identity theft on the internet has become _____, since corporations do not properly encrypt electronic information.
(a) sporadic
(b) exuberant
(c) rampant
(d) impeccable

Preview Test 평가 및 활용

본책에 실린 **Preview Test**를 풀어보고 결과를 다음과 같은 과정으로 분석해 보면, 학습자의 현재 실력을 진단하고 앞으로의 학습 방향을 설정하는 데 큰 도움이 될 것입니다.

Grammar

1 Preview Test 문항 분석 (해당 문제를 맞혔을 때 문항 번호에 동그라미 하세요.)

Part I: 1-10, Part II: 11-20, Part III: 21-22, Part IV: 23-24

문항	평가 영역		문항	평가 영역		문항	평가 영역	
1	동사의 시제	Ch. 1	11	동사의 용법	Ch. 1	21	분사	Ch. 2
2	to 부정사	Ch. 2	12	수동태	Ch. 1	22	명사와 관사	Ch. 3
3	명사와 관사	Ch. 3	13	접속사	Ch. 4	23	동사의 시제	Ch. 1
4	조동사	Ch. 1	14	분사구문	Ch. 2	24	관계사	Ch. 4
5	대명사	Ch. 3	15	어순	Ch. 5			
6	형용사와 부사	Ch. 3	16	강조	Ch. 5			
7	어순	Ch. 5	17	접속사	Ch. 4			
8	전치사	Ch. 3	18	가정법	Ch. 1			
9	관계사	Ch. 4	19	동명사	Ch. 2			
10	어순	Ch. 5	20	형용사와 부사	Ch. 3			

2 나에게 취약한 부분 알기

- Chapter 1. 동사 _____ / 6
- Chapter 2. 준동사 _____ / 4
- Chapter 3. 품사 _____ / 6
- Chapter 4. 접속사와 절 _____ / 4
- Chapter 5. 어순과 특수구문 _____ / 4

Vocabulary

1 Preview Test 문항 분석 (해당 문제를 맞혔을 때 문항 번호에 동그라미 하세요.)**Part I: 1-12**

문항	평가 영역		문항	평가 영역	
1	동사(기본 어휘)	Ch. 1	7	혼동 어휘	Ch. 6
2	동사(기본 어휘)	Ch. 1	8	명사(기본 어휘)	Ch. 2
3	연어	Ch. 4	9	동사(기본 어휘)	Ch. 1
4	명사(기본 어휘)	Ch. 2	10	숙어	Ch. 5
5	2어 동사	Ch. 5	11	형용사(고급 어휘)	Ch. 3
6	형용사(기본 어휘)	Ch. 3	12	동사(고급 어휘)	Ch. 1

Part II: 13-24

문항	평가 영역		문항	평가 영역	
13	동사(기본 어휘)	Ch. 1	19	형용사(고급 어휘)	Ch. 3
14	연어	Ch. 4	20	부사(기본 어휘)	Ch. 3
15	형용사(기본 어휘)	Ch. 3	21	동사(기본 어휘)	Ch. 1
16	명사(기본 어휘)	Ch. 2	22	동사(고급 어휘)	Ch. 1
17	혼동 어휘	Ch. 6	23	명사(고급 어휘)	Ch. 2
18	연어	Ch. 4	24	형용사(고급 어휘)	Ch. 3

2 나에게 취약한 부분 알기

- Chapter 1. 동사 _____ / 7
- Chapter 2. 명사 _____ / 4
- Chapter 3. 형용사와 부사 _____ / 6
- Chapter 4. 연어 _____ / 3
- Chapter 5. 관용적 표현 (2어 동사 & 숙어) _____ / 2
- Chapter 6. 혼동 어휘 _____ / 2

SECTION

A

Grammar



Chapter 1	동사
Chapter 2	준동사
Chapter 3	품사
Chapter 4	접속사와 절
Chapter 5	어순과 특수문구

STEP TSPS expert

동사의 종류

영어의 모든 문장은 동사의 유형에 따라 뒤따르는 요소들이 결정된다. 이 동사들은 그 뜻에 따라 아무런 기본 요소가 필요 없기도 하고, 목적어가 필요하기도 하며, 보어가 필요하기도 한다. TEPS에서는 동사에 따라 어떤 기본 요소가 필요하며, 특히 그것들이 어떤 순서와 형태로 제시되어야 하는지를 묻는다.

기본기 다지기



1

1형식: 주어 + 동사

Our children's friends often **come** to swim in our backyard pool.

※ 완전자동사 예: come, go, live, sleep, exist, happen 등

2

2형식: 주어 + 동사 + 주격보어

The fundraiser we held last Friday **was** a great success. → 명사

Her face **turned** pale upon hearing the news. → 형용사

※ 불완전자동사 예:

- be 동사류(상태의 지속: ~인 채로 있다): be, keep, stay, remain, lie, sit, stand 등
- become 동사류(상태의 변화: ~되다): become, get, grow, go, come, turn, run, fall 등
- look 동사류(감각동사): look, feel, sound, smell, taste 등
- seem 동사류(~처럼 보인다): seem, appear 등

3

3형식: 주어 + 동사 + 목적어

Two years ago, we **bought** a house in the suburbs.

※ 완전타동사 예: find, cut, like, need, use 등

4

4형식: 주어 + 동사 + 간접목적어(~에게) + 직접목적어(~을)

The police officer **gave** the man a ticket for not wearing his seatbelt.

※ 수여동사 예: give, lend, send, get, buy, make 등

5

5형식: 주어 + 동사 + 목적어 + 목적격보어

Who **left** the door open?

※ 불완전타동사 예: call, find, keep, leave, make 등

1/2 Point 1 • 자동사 vs. 타동사

1. 자동사와 타동사의 구별

대부분의 동사는 그 의미에 따라 자동사와 타동사로 모두 쓰인다. 단, 타동사는 목적어를 바로 취할 수 있는 반면, 자동사가 목적어를 갖기 위해서는 동사 뒤에 전치사가 필요하다.

Julia **left** Seoul yesterday. →㉠ ~을 떠나다

Tom **left for** London yesterday. →㉡ ~을 향해 떠나다

He **operated** the business until 2007. →㉢ ~을 경영하다

The doctor **operated on** her leg. →㉣ ~을 수술하다

2. 자동사로 착각하기 쉬운 타동사 → 동사 뒤에 to, with, for 등의 전치사를 쓰지 않도록 주의

answer the question ~에 대답하다	tell the manager ~에게 연락하다	appreciate your help ~에 감사하다
attend a meeting ~에 참석하다	contact his family ~에게 연락하다	await the result ~을 기다리다
enter a college ~에 입학하다	marry her fiancé ~와 결혼하다	comprise 8 members ~으로 이루어지다
visit a friend ~를 방문하다	divorce his wife ~와 이혼하다	discuss the problem ~에 대해 의논하다
reach an old age ~에 달다	resemble each other ~와 닮다	join a club ~에 참가하다

3. 타동사로 착각하기 쉬운 자동사 → 동사 뒤에 전치사를 빼뜨리지 않도록 주의

arrive at the airport ~에 도착하다	refer to a dictionary ~을 참조하다	search for jobs ~을 찾다
graduate from a college ~을 졸업하다	apologize to a person ~에게 사과하다	wait for a bus ~을 기다리다
talk to[with] a person ~와 이야기하다	reply to a letter ~에 응답하다	consist of 8 members ~으로 이루어지다
speak to[with] a person ~에게 말하다	respond to a question ~에 응답하다	complain about the noise ~에 대해 불평하다

1/2 Point 2 • 2형식동사

1. 대부분의 주격보여는 명사 또는 형용사가 오며, 부사는 보어로 쓸 수 없다.

The milk **went bad** and smelled like vinegar or something. → went badly (X)

cf. That old man sitting over there **looks friendly**. (O) → friendly, lovely, costly(비용이 많이 드는) 등은 형용사

2. <동사 + 형용사> 관용 표현 → 완전자동사 뒤에 오는 보어(유사보어)로 (주어가) '...인 채로 ~하다', '...인 상태가 되다'로 해석

lie dead 죽어있다	run deep 수심이 깊다	go wild 난폭해지다
marry young 어려서 결혼하다	run short 부족해지다	stay awake (자지 않고) 깨어있다

Check Up

다음 빈칸에 가장 적절한 것을 고르시오.

1. Tim was so seriously out of shape that he _____ his friends for a game of touch football.

- (a) joined
(c) was joined

- (b) joined to
(d) was joined to

2. California law gives you the right to remain _____ and not to answer any questions other than your identity.

- (a) silence
(c) silently

- (b) silent
(d) silenced

1. 목적어의 위치를 바꿀 때 사용하는 전치사

to	write send	read lend	show pass	teach give	tell offer	sell wish
for	get	buy	make	find		
of	ask					

Could you **lend** me your calculator, please? → 동사 + 간접목적어 + 직접목적어

→ Could you **lend** your calculator **to** me, please? → 동사 + 직접목적어 + 전치사 + 간접목적어

The policeman **asked** the witness a few questions.

→ The policeman **asked** a few questions **of** the witness.

cf. envy, cost, save, take, forgive 는 <동사 + 간접목적어 + 직접목적어>의 어순으로만 쓴다.

It **costs** me \$50. (O)

It **costs** \$50 **to** me. (X)

That will **save** me a lot of work. (O)

That will **save** a lot of work **for** me. (X)

2. 수어동사로 혼동하기 쉬운 3형식동사 → 간접목적어가 바로 올 수 없으며 반드시 전치사 to를 쓴다.

explain/describe 설명하다 say 말하다, mention 언급하다, announce 알리다 introduce 소개하다, suggest 제안하다	+ 목적어 + to + 사람 + (to + 사람) + that절
--	--

He **explained** the chemistry formula **to the students**. → explained the students the chemistry formula (X)

Our guide **explained (to us)** that the castle has only been around for thirty years. → explained us (X)

3. that절을 직접목적어로 갖는 수어동사 → 간접목적어가 바로 올 수 있다.

inform/notify ~에게 ...을 알리다 convince/assure ~에게 ...을 확신(납득)시키다 remind ~에게 ...을 상기시키다	+ 간접목적어 + of + 명사 + 간접목적어 + that절
tell ~에게 ...을 말하다	+ 간접목적어 + 직접목적어 + 간접목적어 + about + 명사 + 간접목적어 + that절

Mr. Lee **informed us of** his decision.

Harry **informed us that** the office in London will be closed.

My boss **told me the reason** why he was so upset.

Could you **tell me about** yourself?

Jane **told me that** she would not be at the meeting.

다음 빈칸에 가장 적절한 것을 고르시오.

3. A: Do you happen to know someone who speaks French?

B: Well, let me _____.

(a) find you one

(b) find one you

(c) find you for one

(d) find for you one

4. The travel agent _____ we should get to the airport a little earlier than normal.

(a) told to us that

(b) that tell to us

(c) told us that

(d) us to tell that

1. 꼭 알아두어야 할 중요 5형식동사: call, keep, find, leave, make

5형식동사는 목적어와 목적격보어를 취하며, 목적격보어는 목적어의 상태를 설명해준다.

They **called** the politician **a liar**. 사람들은 그 정치인을 거짓말쟁이라고 불렀다.

Sorry to **keep** you **waiting**. 기다리게 해서 미안해.

The jury **found** him **guilty** of murder. 배심원단은 그에게 살인죄로 유죄를 선고했다.

He **left** those things **undone**. 그는 그 일들을 하지 않은 채 남겨두었다.

The song always **makes** me **sad**. 그 노래는 항상 나를 슬프게 만든다. → makes me sadly (X)

2. 목적격보어로 to부정사를 갖는 동사 → 동사 + 목적어 + to부정사

want ~가 ...하는 것을 원하다	ask ~에게 ...할 것을 요청하다	persuade ~가 ...하도록 설득하다
expect ~가 ...할 것을 기대하다	tell ~에게 ...하도록 이야기하다	cause ~가 ...하게 (원인 제공)하다
need ~가 ...해줄 필요가 있다	advise ~에게 ...하도록 조언하다	force/compel ~가 ...하게 강요하다
allow ~가 ...하게 허락하다	encourage ~가 ...하도록 격려하다	urge ~에게 ...할 것을 촉구하다

They **expected** him **to do** better than he had done. 그들은 그가 했던 것보다 더 잘할 것을 기대했다.

The teacher **encouraged** me **to try** again. 선생님은 내가 다시 시도하도록 격려해주셨다.

3. 목적격보어 앞에 as나 to be를 쓰는 동사

refer to ~을 ...라고 부르다, describe ~을 ...라고 칭하다 identify ~가 ...임을 확인하다 regard / think of / consider ~을 ...라고 생각하다 take / accept ~을 ...라고 받아들이다	+ 목적어 + as + 보어(명사)
think / believe / consider ~을 ...라고 생각하다	+ 목적어 + (to be) + 보어(명사/형용사)

Some **refer to** New York City **as** the city that never sleeps. 어떤 이들은 뉴욕을 잠들지 않는 도시라고 부른다.

Consider each day **as** another day of life. 매일 매일을 새날이 주어졌다고 생각하라.

I don't **think** him **(to be)** a coward. 나는 그를 겁쟁이라고 생각하지 않는다.

다음 빈칸에 가장 적절한 것을 고르시오.

5. A series of aftershocks measuring up to 6.2 kept _____ throughout the night.

- (a) awake people (b) people awake
(c) awaken people (d) people awaken

6. A: I think Peter is so much of a liar.

B: Yeah. I just want _____ more sincere with me.

- (a) he to be (b) him to be
(c) him (d) he was to be

1. 사역동사 let, have, make, get

let have + 목적어 + 동사원형 make	~가 ...하게 하다	The teacher let us write whatever we want. My mom had me wash the dishes. The movie made me cry .
get + 목적어 + to부정사		I tried to get him to understand what I was saying.
have get + 목적어 + p.p.	~가 ...되게 하다	I had my car fixed (by someone). I got my car fixed (by someone).

cf. help는 목적격보어로 to부정사와 동사원형을 모두 쓸 수 있다.

This program **helps** you **edit [to edit]** photos online fast and easily.

이 프로그램은 사진을 온라인상에서 빠르고 쉽게 편집할 수 있게 해준다.

2. 지각동사

see / watch / look at ~가 ...하는 것을 보다 feel ~가 ...하는 것을 느끼다 hear / listen to ~가 ...하는 것을 듣다 smell ~가 ...하는 냄새를 맡다	+ 목적어 + 동사원형 / -ing
--	---------------------

I **saw** the woman **play[playing]** the piano. 나는 그 여자가 피아노 연주하는 것을 보았다.

cf. 지각동사의 목적어와 목적격보어가 수동의 관계일 경우, 목적격보어로 과거분사가 올 수 있다.

James **saw** his house **flooded** about five feet high. → saw his house flood[flooding] (X)

James는 그의 집이 5피트 정도 물에 잠기는 것을 보았다.

다음 빈칸에 가장 적절한 것을 고르시오.

7. Our website can help you _____ the best apartments in Manhattan for the best price.

- (a) find (b) found
(c) finding (d) to be found

8. A: I don't know how to arrange a Christmas dinner party myself.

B: If I were you, I would have _____.

- (a) it cater (b) catering it
(c) to cater it (d) it catered

Exercise

A 괄호 안에서 알맞은 표현을 고르시오.

1. I kept asking, but he didn't reply (me, to me).
2. Please let me apologize (you, to you) for forgetting to return your telephone call.
3. Before we reach (our destination, to our destination), let's make sure we have all our belongings.
4. She resembles (her mother, with her mother) so much that people sometimes get them confused.
5. The medal looks (cost, costly) but actually is made of cheap materials.
6. The doctor explained (patients, to patients) that smoking is very dangerous.
7. We took the news (as, for) evidence that our plan was working.
8. In order to get this job (do, done), you need to buy new software.

B 다음 문장에서 틀린 곳을 찾아 바르게 고치시오.

9. As soon as he graduated college, he began searching for a job.
10. My sister married with my brother-in-law in a small, quiet ceremony.
11. As you enter to the building, sign your name and receive a security badge.
12. She sent her parents a card to wish them a happy anniversary.
13. Let me introduce you to the new chairman of our department.
14. Budget cuts forced the city eliminate some jobs in our department.
15. Do you think of these writers as historians, or only as journalists?
16. She had her husband picked up some groceries on his way home from work.

Practice Test



Part I Choose the best answer for the blank.

1 A: I really appreciate _____.

B: You're welcome.

- (a) for your prompt response
- (b) your response promptly
- (c) about your prompt response
- (d) your prompt response

2 A: Did you see John this morning? He looked _____.

B: Yeah, and he was shivering, too.

- (a) badly
- (b) ill
- (c) to be sick
- (d) ache

3 A: Look. That's a nice car.

B: Yeah, but it cost _____.

- (a) a fortune to me
- (b) a fortune for me
- (c) me a fortune
- (d) me about a fortune

4 A: What time are they going to _____?

B: In about ten minutes.

- (a) arrive to the station
- (b) arrive the station
- (c) arrive at the station
- (d) the station arrive

5 A: Hey. Why are you so upset?

B: Kevin kept me _____ for an hour!

- (a) wait
- (b) waited
- (c) waiting
- (d) to be waited

6 A: What did Maggie want to see you about?

B: She asked me _____ skiing with her this weekend.

- (a) go
- (b) to go
- (c) going
- (d) gone

7 A: Don't you think Prof. Smith is too demanding?

B: His course makes students _____ hard, but they learn a lot.

- (a) work
- (b) to work
- (c) working
- (d) worked

8 A: We can't lift this box by ourselves.

B: Yeah, we must _____.

- (a) someone get to help
- (b) get someone to help
- (c) someone help to get
- (d) help someone to get

Part II Choose the best answer for the blank.

9 A typical Korean meal _____ a bowl of boiled rice and soup, accompanied by a variety of side dishes.

- (a) consisting
- (b) consists
- (c) consists of
- (d) consists with

10 As fuel ran _____ in a storm, people burned whatever was at hand, even part of the house itself.

- (a) short
- (b) shortly
- (c) to be short
- (d) shorten

11 In class, someone _____ the textbook contained an error.

- (a) mentioned the professor that
- (b) mentioned that to the professor
- (c) that mentioned the professor
- (d) mentioned to the professor that

12 The university administration urged _____ copy expenses.

- (a) faculty members to reduce
- (b) to faculty members reduce
- (c) to reduce faculty members
- (d) reduce to faculty members

13 Your responses to the invitation are very grateful, but I _____ your attendance and names of any guests.

- (a) need to you confirm
- (b) confirm you need to
- (c) need you to confirm
- (d) need to confirm you

14 This book reminds _____ that I took in college.

- (a) me a course (b) to me a course
- (c) me of a course (d) a course to me

15 I thought _____ wrong at first, but he turned out to be right.

- (a) he to be (b) he was to be
- (c) him was (d) him to be

16 At the harbor, you can see fishermen _____ their boats.

- (a) repaired (b) repairing
- (c) to repair (d) have repaired

Part III Identify the option that contains an awkward expression or an error in grammar.

- 17** (a) A: Did you finish assembling the bicycle for your son?
(b) B: Yeah, but it took six hours to me to finish putting it together.
(c) A: Wow! Why did it take so long?
(d) B: The instructions were in Japanese!

- 18** (a) A: Hello, Dr. Craig's office. How can I help you?
(b) B: Hi, may I speak to Dr. Craig, please?
(c) A: I'm sorry, but he's with a patient right now. Can I take a message?
(d) B: Yes, please tell to him that Thomas Wilson returned his call.

Part IV Identify the option that contains an awkward expression or an error in grammar.

- 19** (a) One of the major learning disorders affecting children is attention deficit disorder, or ADD. (b) Children who suffer from ADD often leave homework unfinished, or have trouble paying attention in school. (c) ADD can be treated with medication and behavioral therapy. (d) However, it is often left undiagnosed by doctors.

- 20** (a) Sometimes, companies are forced to notify customers of a flaw in one of their products. (b) The customers then return the products to the company to be fixed or replaced. (c) This is known as a product recall. (d) Most countries have laws that compel companies issuing a recall if they notice a flaw in one of their products.

동사의 시제

시제는 동사의 형태 변화를 통해 사건이 일어난 시점을 나타내는 것이다. 영어의 시제에는 크게 단순시제, 진행시제, 완료시제, 완료진행시제가 있는데, 보통 이러한 시제를 판단할 때에는 반드시 시간·때를 암시하는 부사(always, ago, since 등)의 확인이나 내용의 전후 상황을 고려해서 판단해야 한다. 또한 TEPS에서는 각 시제의 예외적인 쓰임에 관한 문제도 출제되므로 이에 대해서도 꼼꼼한 정리가 필요하다.

기본기 다지기



1

시제에 따른 동사의 형태

	단순시제	진행시제	완료시제	완료진행시제
현재	do [does]	am [are/is] doing	have [has] done	have [has] been doing
과거	did	was [were] doing	had done	had been doing
미래	will do	will be doing	will have done	will have been doing

2

단순시제

단순현재	<ul style="list-style-type: none"> 일반적 사실·불변의 진리: Water boils at 100°C. 일상적인 일·습관: Susan often bites her fingernails. 현재의 사실·상태: Mike lives in an apartment. <p>※ 단순현재시제와 함께 쓰이는 부사(구): every day, always, usually, often, sometimes, seldom, never, nowadays, these days 등</p>
단순과거	<ul style="list-style-type: none"> 특정 과거 시점에 일어난 일: I caught a cold last week. 역사적 사실: World War II broke out in 1939. <p>※ 과거시제와 함께 쓰이는 부사(구): yesterday, just now, ago, last, in the past 등</p>
단순미래	<ul style="list-style-type: none"> 특정 미래 시점에 대한 예측: Ann will be here in a few minutes. 주어의 의지: Those boxes look heavy. I will help you carry them. <p>※ 미래시제와 함께 쓰이는 부사(구): tomorrow, next, in 등</p>

3

진행시제 vs. 단순시제

진행시제는 현재, 과거, 미래의 특정 시점에 진행중인 일을 나타낸다.

단순현재	He usually wears a suit to work. → 일상적인 일, 습관
현재진행	He is wearing jeans and a T-shirt today. → 말하는 시점에 진행 중인 일
단순과거	I got up before 9 a.m. this morning. → 특정 과거 시점에 완료된 일 (~했다)
과거진행	I was sleeping when the alarm rang. → 특정 과거 시점에 진행중인 일 (~하는 중이었다)
단순미래	I will be out of town next week. → 특정 미래 시점에 대한 예측
미래진행	I will be staying at the Palace Hotel throughout the week. → 특정 미래 시점에 진행 중인 일

1. 현재시제가 미래를 나타내는 경우

① 시간·조건을 나타내는 부사절에서는 현재시제가 미래시제를 대신한다.

when, while, before, after, until, by the time ~할 때 까지는, as soon as ~ 하자마자	We will have to wait until the storms are over. I'll tell her you called as soon as she comes back.
if, unless 만약 ~하지 않는다면, once 일단 ~하면, in case 만일 ~이면	Once our house is sold, we will move into my parents'.

※ 명사절에서는 접속사 when이나 if 등이 쓰여도 미래시제를 쓸 수 있다.

I don't know **when he will be** here. → 동사 know의 목적어 나는 그가 이곳에 언제 올지 모른다.

If she will come or not is unimportant to me. → 문장 전체의 주어 그녀가 올지 안 올지는 내게 중요하지 않다.

② 명확한 계획이나 시간표에 의해 일어나는 미래의 일을 나타낼 경우 현재시제가 미래를 대신한다. 주로 왕래발착(가다, 오다, 출발하다, 도착하다)동사, 시작·종료를 나타내는 동사들이 이러한 형태로 쓰인다.

come, go, leave, arrive, start, begin, end, finish, + 미래 시간부사(구) be, open, close	His plane arrives in Seoul <u>at 8:00 tomorrow morning</u> . My new job starts <u>next week</u> . There is a meeting <u>at 2:30 pm</u> .
--	---

2. 기타 과거/미래를 나타내는 중요 표현

used to ~하곤 했다	My mother used to read me books when I was young.
be going to ~할 것이다 (= will)	I am going to take five courses next semester.
be about to 이제 막 ~하려고 하다	I was about to call you.
be to ~할 예정이다	The next Olympics are to be held in London.
be due to ~하기로 되어있다	Tara is due to give a speech at the charity event tonight.

3. 시제 변화에 주의해야 할 동사

raise-raised-raised ㉠ ~을 올리다; ~을 기르다 rise-rose-risen ㉡ 오르다	The student raised his hand. 그 학생은 손을 들었다. The sun rises in the east. 태양은 동쪽에서 뜬다.
set-set-set ㉢ ~을 놓다 sit-sat-sat ㉣ 앉다	He set the tray on the table. 그는 탁자 위에 쟁반을 놓았다. Come and sit by me. 이리 와서 내 옆에 앉아.
lay-laid-laid ㉤ ~을 눕히다, 놓다; (알을) 낳다 lie-lay-lain ㉥ 눕다, 놓여있다; 거짓말하다	He laid his head in her lap. 그는 그녀의 무릎을 베고 누웠다. Rosa lay on her bed. Rosa는 침대에 누웠다.

다음 빈칸에 가장 적절한 것을 고르시오.

1. A: Where do you come from?

B: I _____ from California, but grew up
in Chicago.

(a) will be

(b) am

(c) have

(d) am coming

2. The admission will be canceled if you

_____ by August 31st.

(a) don't register

(b) didn't register

(c) will not register

(d) are not registered

1. 현재시제가 미래를 나타내는 경우

가까운 미래의 명확한 계획, 의도, 행위를 표현하고자 할 때 현재진행시제로 미래를 나타낼 수 있다. 이 경우, 주로 가까운 미래를 나타내는 시간 표현과 함께 쓰인다.

I'm **meeting** Margaret for dinner **tonight**. → = I'm going to meet Margaret for dinner this Friday.

He **is taking** the 7 o'clock plane to New York. → = He is going to take the 7 o'clock plane to New York.

2. 상태동사

① 지각, 소유 등의 상태를 나타내는 동사는 진행형을 쓰지 않는다.

인식 · 사고	think / believe imagine	know understand	remember forget	want need
감정	love like	hate dislike	fear mind	envy care
소유	have	own	possess	belong to
감각	taste smell	hear sound	feel see	
기타	seem / appear resemble	cost weigh	exist be	consist of contain

I **think** I **know** her, but I **don't remember** her name.

Greg **has** a brother. He and his brother **resemble** each other in many ways.

② 상태동사가 진행형으로 쓰이는 경우 → 해석에 주의

진행 동작	Bob is having lunch in the cafeteria. (먹다) The chef is tasting the soup. (맛보다) The man is weighing himself on the scale. (~의 무게를 재다)
일시적인 상태	I am thinking of learning Chinese. (~하려고 [~에 대해] 생각 중이다) She is remembering her childhood. (~을 떠올리다, 노력하여 생각해내다) You are being stubborn today. 오늘따라 고집을 파우는구나. → be being + 형용사: (원래는 그렇지 않은데) 일시적인 상태를 표현
관용 표현	We are having a good time. 우리는 즐거운 시간을 보내는 중이다. → have a good time [bad time/trouble/problem etc.]

※ 기타 진행형으로 쓰일 때 의미가 달라지는 동사들:

smell(~의 냄새를 맡다), feel(~을 만지다), see(~을 만나다; ~와 교재[데이트]하다), appear(~에 출연하다) 등

다음 빈칸에 가장 적절한 것을 고르시오.

3. A: Why don't we go see the festival of Christmas lights downtown?

B: Sure, that _____ like fun!

(a) sounds

(b) is sounding

(c) will sound

(d) has sounded

4. There was something different about Jack when I saw him yesterday. He _____ so quiet.

(a) is being

(b) was being

(c) had been

(d) will be

1. 현재완료 (have[has] p.p.)

① 현재완료의 의미

완료: 일이 완료되어 끝난 상태 ※ 주로 함께 쓰이는 부사: just, already, still, yet	I've just been to the post office. I haven't eaten lunch yet.
경험: 과거부터 현재까지의 경험(∼한 적이 있다), 반복적인 일 ※ 주로 함께 쓰이는 부사: ever, never, before, so far, once / twice / many times	Jessica has never been to Europe. I have had several job offers from different companies.
결과: 과거 행위의 결과가 현재에도 남아있는 상태 ('그래서 지금 ∼하다' 의 의미를 내포)	She has gone to America.] → '그래서 지금 없다' 는 것을 내포 Somebody has taken my pen.
계속: 과거에 시작해서 현재까지 계속된 일 ※ 주로 함께 쓰이는 부사: since, for, how long	He has been in the hospital since last week. Charles has been married for two years.

② 현재완료 vs. 단순과거

현재완료는 동작의 기간, 횟수, 상태 등을 표현하며, 단순과거와는 달리 특정 과거시점을 나타내는 부사(yesterday, just, now, ago, last, in 1999, when)와 함께 쓸 수 없다.

I've known John **for three years**.

I met John **three years ago**.

I've been to Europe **once/twice/three times**.

I went to Europe **in 1999**.

How long have you had your own car?

When did you buy your first car?

2. 현재완료진행 (have[has] been -ing)

현재완료진행은 과거부터 현재까지 계속되었으며, 지금도 진행중인 동작을 표현한다. 특히 since, for, how long 등과 함께 쓰여 사건이 진행된 기간(period)을 나타내준다.

It **has been raining** since we got here.

The telephone **has been ringing** for almost a minute.

cf. The telephone **is ringing**. → 현재진행시제인 경우, 사건이 얼마나 경과했는지 알 수 없다.

※ live, work, teach, smoke, go to school 등 일상적인 행동이나 습관을 나타내는 경우, 현재완료와 현재완료진행의 의미상의 차이는 거의 없다.

He **has lived** in this city since he was young.

= He **has been living** in this city since he was young.

Check Up

다음 빈칸에 가장 적절한 것을 고르시오.

5. A: I'm just wondering if you could lend me some money.

B: Hey, you borrowed ten dollars from me last week, but _____ yet.

(a) aren't paid it back

(b) haven't paid it back

(c) hadn't paid it back

(d) will not pay it back

6. North and South Korea _____ separated for more than fifty years since the Korean War.

(a) are

(b) were

(c) have been

(d) will have been

1. 과거완료 (had p.p.)

① 과거에 일어난 두 사건 중 먼저 일어난 일에 쓰며, 사건의 전후 관계를 나타내준다.

I found that someone **had broken** into my house. → had broken (전) > found (후)

The door **had been unlocked** when I checked it. → had been unlocked (전) > checked (후)

② 현재완료 vs. 과거완료 vs. 과거진행

현재완료	The train has left (sometime before now).	현재를 기준으로 지금보다 먼저 일어난 일
과거완료	The train had left when we arrived at the station.	특정 과거시점(when we arrived)보다 먼저 일어난 일
과거진행	The train was leaving when we arrived at the station.	특정 과거시점(when we arrived)에 진행 중이던 일

③ 접속사 before, after가 쓰여 두 사건의 전후 관계가 명확한 경우에는 과거완료 대신 단순과거를 써도 무방하다.

The train **left**[had left] before we arrived at the station.

We arrived at the station after the train **left**[had left].

2. 과거완료진행 (had been -ing)

과거완료진행은 특정 과거 시점 이전부터 그 시점까지 진행중인 동작을 표현할 때 쓴다.

By that time, I **had been waiting** for him for an hour. 그때까지 나는 그를 한 시간 동안이나 기다리고 있었다.

It looked like she **had been crying**. 그녀는 울고 있었던 것처럼 보였다.

3. 미래완료 (will have p.p.)

특정 미래 시점 이전에 완료되어 있을 일을 표현할 때 쓰며, 특히 by the time(~할 때까지, ~ 즈음이면) 부사구와 자주 함께 쓰인다.

I **will have taken** ten tests by the time I finish this course. 이 과정을 마칠 때까지 나는 열 번의 시험을 치르게 될 것이다.

By next Monday, I **will have finished** all my current projects. 다음주 월요일까지 나는 현재 나의 모든 과제를 끝마치게 될 것이다.

4. 미래완료진행 (will have been -ing)

미래완료진행은 특정 미래 시점까지 진행 중인 일을 표현할 때 쓴다.

When you arrive there, the meeting **will have been going** on for an hour.

네가 그곳에 도착할 때면, 회의는 한 시간째 진행 중일 것이다.

I **will have been working** here for ten years next year. 내년이면 이 곳에서 10년 동안 일하게 된다.

Check Up

다음 빈칸에 가장 적절한 것을 고르시오.

7. A: Was it raining when you left home?

B: No, it _____.

(a) stops

(b) have stopped

(c) had stopped

(d) will stop

8. The company announced that by the end of this month, it _____ its sales target of \$15 billion.

(a) is meeting

(b) has met

(c) have met

(d) will have met

Exercise

A 괄호 안에서 알맞은 표현을 고르시오.

1. An early adopter is a person who (embraces, will embrace) new technology before most other people do.
2. Vancouver Island (lays, lies) to the southwest of British Columbia.
3. The government policy has (raised, rose) concerns about the potential slowdown in the economy.
4. Tasha (set, sit) the table with her best china and decorated it with some flowers.
5. Jina, (did you listen, are you listening) to me? I'm talking to you!
6. Until the Industrial Revolution, the only means of communication (is, was) to send a message by foot or on horseback.
7. Yesterday I was busy replying to several emails that I (received, had received).
8. The school (used to, is to) be sponsored by a university in the hope more students will get higher education.

B 다음 문장에서 틀린 곳을 찾아 바르게 고치시오.

9. Some creatures such as a dragon or a phoenix are existing only in people's imagination.
10. My sister is looking like my mother, but I resemble my father.
11. Everybody who lives in this city is out here today and just has a good time.
12. As soon as we entered the restaurant, the staff greeted us with a smile.
13. He is traveling around Europe, and so far he is traveling about 1,000 miles.
14. Since your wedding date has been set, I expect you were busy with preparations.
15. After I will graduate with a B.A. next year, I intend to enter graduate school and work for an M.A.
16. By May 3rd next year, Kathy and Bill are married for three years.

Practice Test



Part I Choose the best answer for the blank.

- 1 A: I really enjoy blogging.
B: When _____ you start it?
(a) did (b) have
(c) do (d) will
- 2 A: Could you go to the post office for me?
B: I wish I could, but I _____ where it is.
(a) didn't know
(b) will know
(c) don't know
(d) am not knowing
- 3 A: I _____ an appointment with Brian.
B: You'd better call him right away.
(a) forget
(b) forgot
(c) am forgetting
(d) will forget
- 4 A: How long have you been in Chicago?
B: I just _____ here a few months ago.
(a) have moved
(b) had moved
(c) moved
(d) move
- 5 A: What was Jack doing when you got home?
B: He _____ a nap on the couch in the living room.
(a) takes
(b) took
(c) was taking
(d) has taken

- 6 A: Is Alex here yet?
B: Yes. He _____ here for at least half an hour.
(a) was (b) is
(c) has been (d) had been
- 7 A: Eric missed work again today.
B: I hope he _____ better soon.
(a) will get (b) got
(c) gets (d) has gotten
- 8 A: When is the boss going to review the report?
B: After he _____ from his trip.
(a) returns
(b) is returning
(c) will return
(d) is returned

Part II Choose the best answer for the blank.

- 9 These days people _____ more aware of environmental issues than ever before.
(a) are (b) were
(c) have been (d) had been
- 10 Many of his works _____ based on Greek myths and medieval poetry.
(a) are (b) were
(c) are being (d) were being
- 11 Last week many people who _____ on vacation rushed back to work.
(a) are (b) are being
(c) have been (d) had been

12 In case you _____ contact me, I will stay at the Springfield Hotel until Friday.

- (a) need to
- (b) are needing to
- (c) will need to
- (d) have needed to

13 I must not be absent from class again for the rest of the term because I _____ too many classes recently.

- (a) miss
- (b) will miss
- (c) have missed
- (d) had missed

14 If you continue spending money like this, you _____ all your money before the end of your holiday.

- (a) spend
- (b) spent
- (c) will spend
- (d) will have spent

15 My father and I _____ early and go for a walk when I was young.

- (a) used get up
- (b) used to get up
- (c) used to getting up
- (d) were used to get up

16 Ellen _____ at home for only two minutes before the mailman rang the doorbell to her apartment.

- (a) will be
- (b) had been
- (c) has been
- (d) will have been

Part III Identify the option that contains an awkward expression or an error in grammar.

- 17** (a) A: Have you ever taken a yoga class? I'm thinking of signing up for one.
(b) B: I've taken several classes. It makes me feel very tranquil and centered.
(c) A: Would you recommend one in particular?
(d) B: Sure. I'm sure you enjoy it, too.

- 18** (a) A: What's the matter?
(b) B: I think I am leaving my purse inside the car.
(c) A: If you forgot your purse, what's that in your hand?
(d) B: Did I say my purse? I meant my keys.

Part IV Identify the option that contains an awkward expression or an error in grammar.

- 19** (a) In economics, inflation is the rise in the prices of goods and services over a period of time. (b) If prices go up, people cannot afford to buy things, and they demand higher wages from employers. (c) And if wages have raised, then the companies that manufacture goods or provide services must increase prices even more. (d) This is called spiral inflation.

- 20** (a) The most important breakthrough in vaccine development occurred in the fight against smallpox, a common but deadly disease. (b) Smallpox had killed millions of people until 1796, when the first vaccine was invented. (c) Since then, scientists had used the vaccine to eliminate the disease completely. (d) Now we are using vaccines to fight other deadly illnesses, such as polio and hepatitis.